COUNTY COMMISSION RECORD, CAMDEN COUNTY, MISSOURI

Tuesday 09/8/2026

The Camden County Commission met with Presiding Commissioner Ike Skelton, First District Commissioner James Gohagan, and Second District Commissioner Steve Dougan.

Meeting Agenda

Commissioner Dougan made a motion to approve the agenda. Commissioner Gohagan seconded the motion. The motion passed by vote: Commissioner Dougan (aye) and Commissioner Gohagan (aye). Session opened at 10:00 A.M.

Prior Minutes

Commissioner Gohagan made a motion to approve the previous meeting minutes of September 1, 2026. Commissioner Dougan seconded the motion. The motion passed by vote: Commissioner Gohagan (aye) and Commissioner Dougan (aye).

New Business

Surplus Request — Margaret Stone – This surplus request was heard before the Courts and a judgment was awarded to Ms. Stone in the full amount of $20,757.90. Commissioner Gohagan made a motion to approve this surplus request in the amount of $20,757.90. Commissioner Dougan seconded the motion. The motion passed by vote: Commissioner Gohagan (aye) and Commissioner Dougan (aye).

Review Record of August Tax Sale – Commissioner Skelton briefly went over the August tax sales numbers. The total tax sale was $923,595.30. The sales surplus was $828,917.00. The cash in was $9,790.47. The checks in was $907,030.00. Total collected was $923,595.10. No motions were made.

August 2026 Budget/Revenue Update – Treasurer Kendra Hicks presented the August 2026 revenue reports. No motions were made.

Discussion of Security Administration Building – Continued discussion was had regarding the security and cameras in the administrative building. Commissioner Skelton read a request signed by some employees in the administrative building requesting the commission to keep security in the courthouse. Commissioner Skelton also read requests from a few elected officials that had previously requested to have their office cameras removed. Discussion was had. Commissioner Skelton directed County Counselor Charlie Dickman to assist Commissioner Skelton in writing up a directive for the County, and a policy that would remove the scanner from the front building that would open the doors to the building to all of the public once again. That would require cameras in all common areas of the administrative building, including the Commission Building, the Health Department, and Planning & Zoning. That Security, Chris Butteris, would be a roaming officer in the administrative building. And to check policy about employees to ensure that any employee that works for the County can carry, just like any other citizen. No motions were made.

Adjourn: With no further official business on the agenda, Commissioner Gohagan made a motion to adjourn to any unofficial business that may develop during the day. Commissioner Dougan seconded the motion. The motion passed by vote: Commissioner Gohagan (aye) and Commissioner Dougan (aye). Session closed at 10:56 A.M.

Ordered that the Commission adjourn until further notice.

_____ _____

Ike Skelton, Presiding Commissioner *Alyssa Ross, Admin. Assistant*

REQUEST FOR SURPLUS MONEY

I, Molly Oleson, Attorney In Fact for Margaret Stone

owner, or legal representative of owner, request the surplus money from tax sale.

Parcel No. 06-7.0-25.0-000.0-000-011.000 Certificate of Purchase #: 5856

Property Description: 6.7 Acres (+/-) in the NE SW of Section 25, Township 39N, Range 18W Certificate of Redemption #: N/A

Date of Sale: August 26, 2024

Amount of Surplus: $ 20,757.90 **Tax Surplus Fund: 007-01-59999.000**

To Whom Paid: Law Office of C.E. Powers, C/O Margaret Stone

Address of Payee: 200 NE Missouri Rd. (Ste. 200), Lee's Summit, MO 64086

Molly Oleson

Signature of Owner (or Legal Representative)

****The deadline for requesting any surplus funds is three years from the date of sale****

AFFIDAVIT

State of California, County of ORANGE

On this 24th day of January in the year of 2026

Before me, Vahid Beshetsh, a notary public in and for said state, personally appeared Molly Oleson, Attorney-In-Fact for Margaret Stone

the persons(s) who executed the within request for surplus money from tax sale, and he/she/they acknowledged to me that he/she/they executed the same for the purposes therein stated.

Vahid Beshetsh

Notary Public

My commission expires: 02/05/2027

This portion of the form is for Camden County Commission use.

On _____ (date) the County Commission of Camden County, Missouri, approves and hereby orders _____, Treasurer of Camden County, Missouri, to issue check payment of the above described surplus.

Presiding Commissioner: _____

Associate Commissioner: _____

Associate Commissioner: _____

Please RETURN this form to: Camden County Commission at 1 Court Circle NW, Suite 1, Camdenton, MO 65020



IN THE CIRCUIT COURT OF CAMDEN COUNTY, MISSOURI

CAMDEN COUNTY COMMISSION
Plaintiff,

v.

Case No. 26CM-CC00110

MARGARET T. STONE, ET AL.
Defendants.

JUDGMENT AND ORDER GRANTING DEFENDANT MARGARET T. STONE'S MOTION FOR SUMMARY JUDGMENT

NOW, on this 18th day of August 2026, the Court takes up Defendant Margaret T. Stone's Motion for Summary Judgment, Statement of Uncontroverted Material Facts, and Suggestions in Support.

The Court, having reviewed the pleadings, the record, the undisputed material facts, and the applicable law, finds and concludes as follows:

FINDINGS

1. The real property located at 189 Velvet Antler Drive, Camdenton, Missouri (the "Property") was sold at a delinquent tax sale on August 26, 2024.

2. The tax sale generated surplus proceeds in the amount of $20,757.90 (the "Surplus Funds"), which are presently held by the Camden County Treasurer.

3. Defendant Margaret T. Stone timely submitted a claim for the Surplus Funds.

4. Defendant Zachary R. Parker did not submit a claim for the Surplus Funds and has not otherwise asserted or pursued a claim to the Surplus Funds in this action.

5. The Court finds that there is no genuine dispute as to any material fact relevant to Defendant Stone's entitlement to the Surplus Funds.

6. The Court further finds that, under Section 140.230, RSMo., Defendant Stone is entitled to the Surplus Funds and that Defendant Parker has failed to establish any present legal entitlement to the Surplus Funds.

JUDGMENT AND ORDER

IT IS THEREFORE ORDERED, ADJUDGED, AND DECREED that Defendant Margaret T. Stone's Motion for Summary Judgment is GRANTED.

IT IS FURTHER ORDERED, ADJUDGED, AND DECREED that Defendant Margaret T. Stone is the sole person presently entitled to the Surplus Funds in the amount of $20,757.90 arising from the August 26, 2024 tax sale of the Property.

IT IS FURTHER ORDERED that Plaintiff Camden County Commission, through the Camden County Treasurer or other appropriate county official holding the funds, shall disburse the full amount of $20,757.90, together with any interest accrued thereon while held by the County, to Defendant Margaret T. Stone, or to her counsel as her authorized agent, within thirty (30) days of entry of this Judgment.

IT IS FURTHER ORDERED, ADJUDGED, AND DECREED that Defendant Zachary R. Parker has no right, title, or interest in the Surplus Funds and is not entitled to any portion thereof.

IT IS FURTHER ORDERED that upon disbursement of the Surplus Funds as directed herein, Plaintiff Camden County Commission, Camden County Treasurer, and the County shall be discharged from any further liability or obligation with respect to the Surplus Funds, except as may otherwise be required by law or this Court's orders.

IT IS FURTHER ORDERED that this Judgment constitutes a final adjudication of the parties' respective rights to the Surplus Funds.

SO ORDERED, ADJUDGED, AND DECREED.

Aaron Koeppen, Judge
Dated: August 18, 2026

Teresa M Murray

Camden County Collector of Revenue

1 Court Circle NW, Suite 4 - Camdenton, MO 65020

573-346-4440 ext 1200 - Fax 573-346-4263

COLLECTOR CERTIFICATE OF SURPLUS

I, Teresa M Murray, Collector of Revenue of Camden County, Missouri, do hereby certify that the attached list is of delinquent properties sold on:

Monday, August 24, 2026

for a greater amount than the debt or taxes and all costs in the case together with the amount of surplus money in each case.

Teresa M Murray

Teresa M Murray
Collector of Revenue
Camden County Missouri

Subscribed and sworn to before me, this day **August 28, 2026**

MELANIE THOMPSON
Notary Public - Notary Seal
STATE OF MISSOURI
Commissioned for Laclede County
My Commission Expires 07/31/2029
Commission # 17554326

Melanie Thompson

Notary Public

Camden County Collector of Revenue - Tax Sale Auction Close Out as of 8/26/2026 11:57 AM

Amounts Collected in Tax Sale Auction 2026 Tax Sale

Only includes amounts from actual auction. Not annual amounts.

Code	Description	Total	Parcels
001	State	$274.39	
002	County	$1,005.55	
003	Senior Citizens	$420.17	
006	Library	$879.33	
009	SB40 CCDDR	$526.17	
031	Good Shepherd Nursing Home	$350.82	
044	Horseshoe Bend Special Road and Bridge	$368.46	
054	Horseshoe Bend Road and Bridge	$50.52	
059	Camden County Road and Bridge	$739.61	
071	Lake Ozark Fire	$1,224.45	
072	Osage Beach Fire	$555.84	
073	Sunrise Beach Fire	$2,202.22	
074	Mid-County Fire	$2,122.77	
075	Gravois Fire	$24.34	
076	NW Fire Dist.	$423.45	
077	SW Fire Dist.	$16.40	
081	Cam Mo Ambulance	$159.09	
085	Camden County Ambulance	$904.60	
101	Camdenton Road and Bridge	$33.88	
104	Linn Creek Road and Bridge	$29.76	
106	Osage Beach Road and Bridge	$81.60	
109	Sunrise Beach Road and Bridge	$5.13	
110	Village of Four Seasons Road and Bridge	$65.05	
249	NID LA RIVA	$7,486.00	
501	School of the Osage	$3,515.06	
503	Stoutland R-2 Schools	$162.03	
504	Camdenton R-3 Schools	$21,746.75	
505	Climax Springs R-4 Schools	$2,533.28	
813	Shortage from Prior Year	$0.20	
901	Delinquent Interest	$23,690.91	
903	Delinquent Penalty	$6,756.52	
904	Collector Fee	$1,711.30	
905	Clerk Fee	$1,761.95	
951	Tax Sale Advertising Fees	$7,074.00	
952	Tax Sale Mailing Fees	$511.00	
953	Tax Sale Recording Fees	$5,125.00	
955	Tax Sale Surplus	$828,917.70	
956	Tax Sale Fourth Sale Admin Fee	$140.00	
	Tax Sale Total:	**$923,595.30**	

Payment Types and Amounts Collected in Tax Sale Auction 2026 Tax Sale

Cash In	$9,790.47
Check	$907,030.43
Credit Card	$6,847.12
Cash Out	($72.92)
Total Collected	$923,595.10

Camden County Collector of Revenue - Tax Sale Auction Close Out as of 8/26/2026 11:57 AM

Payment Break Out 2026 Tax Sale

Period	Advertising	Certified Mail	Recording
Prior	$64,908.00	$1,512.75	$6,264.00
May	$1,998.00	$360.00	$162.00
June	$847.50	$670.00	$54.00
July	$3,132.00	$1,020.00	$0.00
August	$7,560.00	$1,239.00	$58.00
Tax Sale	$7,074.00	$511.00	$5,125.00
Totals	**$85,519.50**	**$5,312.75**	**$11,663.00**

Total Taxes	**$47,906.92**	
Total Interest	$23,690.91	
Total Collectors Commission	$6,756.52	
Total Collectors Fee	$1,711.30	
Total Clerk Fee	$1,761.95	
Total Base, Interest and Penalties	**$81,827.60**	
Total Certified Mail Fees*	$5,312.75	TS: $511.00
Total Advertising Fees	$85,519.50	TS: $7,074.00
Total Recording Fees	$11,663.00	TS: $5,125.00
Total Surplus	$828,917.70	
Total Admin Fees:	$140.00	
Overall Total	**$1,013,380.55**	
Less Entered Prior Amounts:	$89,785.25	
Tax Sale Total	**$923,595.30**	Should match to Page 1.

Camden County Collector of Revenue - Tax Sale Auction Close Out as of 8/26/2026 11:57 AM

CASH SUMMARY BY FUND FOR CAMDEN COUNTY MO
FROM 08/01/2026 TO 08/31/2026
FUND: ALL FUNDS
CASH ACCOUNTS

Fund	Description	Beginning Balance 08/01/2026	Total Debits	Total Credits	Ending Balance 08/31/2026
001	COUNTY REVENUE	576,642.08	2,308,016.27	2,190,538.38	694,119.97
002	SPECIAL ROAD AND BRIDGE	2,447,067.65	1,109,478.96	739,830.88	2,816,715.73
003	ASSESSMENT	1,142,503.60	6,074.73	102,405.18	1,046,173.15
007	TAX SALES SURPLUS	631,914.54	832,679.79	168,796.75	1,295,797.58
010	PUBLIC SAFETY LAW ENFORCEMENT	576,632.25	1,129,610.31	1,102,946.28	603,296.28
012	FIRING RANGE	743.94	125.00	0.00	868.94
013	INMATE PRIS.DET.SEC.FD.	369,365.19	1,662.40	11,460.07	359,567.52
014	SHERIFF'S REVOLVING FUND	55,455.09	3,586.37	0.00	59,041.46
015	L.E.T.F.	15,102.81	354.92	0.00	15,457.73
016	SHERIFF'S FEE FUND	5,365.17	2,448.11	1,530.77	6,282.51
017	E-911	80,259.90	132,123.86	112,703.43	99,680.33
020	PUBLIC SAFETY GENERAL GOVERNMENT	122,072.83	305,707.61	237,654.85	190,125.59
021	P.A. BAD CHECKS	124,698.20	964.83	0.00	125,663.03
022	P.A.T.F.	20,522.68	428.37	0.00	20,951.05
023	P.A. SALES TAX COLLECTION	93,047.89	271.00	0.00	93,318.89
024	P.A. CONTINGENCY	0.00	887.47	887.47	0.00
025	CLERF	280,001.31	12,881.11	0.00	292,882.42
102	ASPHALT CONTRIBUTION FD.	63,632.14	0.00	0.00	63,632.14
103	ROAD DAMAGE BONDS	732,517.51	19,173.03	444.00	751,246.54
111	PAYROLL CLEARING	256,000.86	763,046.82	767,981.43	251,066.25
120	OPIOID FUNDS	597,656.77	64,287.83	3,109.99	658,834.61
150	GIS	43,193.19	2.90	42,200.00	996.09
155	TAX BOOK SYSTEM MAINTENANCE FUND	0.00	0.00	0.00	0.00
160	GRANT FUNDS	3,018.84	0.00	0.00	3,018.84
165	CARES ACT FUND/ARPA FUNDS	5,227.40	13.40	13.09	5,227.71
170	ECONOMIC ACTIVITY TAX FND	15,773.72	28,344.38	28,344.38	15,773.72
175	TCLA/CCBD	1,261,389.57	12,021.31	0.00	1,273,410.88
205	7-13K-KB N.I.D	0.00	0.00	0.00	0.00
300	DEBT SERVICE SERIES 2008	86,338.63	0.00	0.00	86,338.63
301	1996A DSF	23,092.00	0.00	0.00	23,092.00
302	1997A DSF	27,125.29	0.00	0.00	27,125.29
303	1997B DSF	56,175.91	0.00	0.00	56,175.91
304	1998A DSF	106,038.33	0.00	0.00	106,038.33
305	1998B DSF	3,516.76	0.00	0.00	3,516.76
306	1999B DSF	1.18	0.00	0.00	1.18
307	1999A DSF	6,951.49	15.66	0.00	6,967.15
308	2000 DSF	125,028.61	0.00	0.00	125,028.61
309	2000A DSF	62,555.39	0.00	0.00	62,555.39
310	2004 DSF	420,953.67	1,114.80	0.00	422,068.47
311	2003 DSF	43.07	0.00	0.00	43.07
312	2010 DS HVAC EQUIPMENT	0.00	439,648.62	439,648.62	0.00
313	DSF313 2014 SERIES	5,252.00	0.00	0.00	5,252.00
375	135-3 E&W NID MAINTENANCE	4,695.43	0.00	0.00	4,695.43
377	SHADOW OAKS N.I.D.	0.00	0.00	0.00	0.00
401	CAM-MO AMBULANCE DIST.#1	0.00	1,366.35	1,366.35	0.00
403	PULASKI AMBULANCE DIST	0.00	0.00	0.00	0.00
404	CAMDEN AMBULANCE	0.00	16,158.10	16,158.10	0.00
411	C.A.D.V	4,513.15	974.94	0.00	5,488.09

CASH SUMMARY BY FUND FOR CAMDEN COUNTY MO

FROM 08/01/2026 TO 08/31/2026

FUND: ALL FUNDS

CASH ACCOUNTS

Fund	Description	Beginning Balance 08/01/2026	Total Debits	Total Credits	Ending Balance 08/31/2026
412	C.E.R.F	94,794.78	110,808.47	101,059.65	104,543.60
413	CITY-LAKE OZARK	3,987.36	16.53	0.00	4,003.89
414	CITY-FOUR SEASONS	47,657.53	295.59	0.00	47,953.12
415	CITY-SUNRISE BEACH	6,409.81	74.87	0.00	6,484.68
416	CITY OF LINN CREEK	1,747.63	5.44	0.00	1,753.07
417	CITY-CLIMAX SPRINGS	0.00	0.00	0.00	0.00
419	CITY-CAMDENTON	17,659.67	186.87	0.00	17,846.54
420	CITY-STOUTLAND	233.27	5.34	0.00	238.61
421	CITY-RICHLAND	314.02	0.00	0.00	314.02
422	CITY-OSAGE BEACH	86,685.44	666.61	0.00	87,352.05
431	LAKE OZARK FIRE PRO. DIST	0.00	23,155.63	23,155.63	0.00
432	OSAGE BEACH FIRE PRO DIST	0.00	20,417.05	20,417.05	0.00
433	SUNRISE BEACH FIRE PRO DS	0.00	24,946.18	24,946.18	0.00
434	MID-COUNTY FIRE PRO DIST	0.00	15,945.92	15,945.92	0.00
435	GRAVOIS FIRE PRO DIST.	0.00	1,515.24	1,515.24	0.00
436	NORTHWEST FIRE PRO DIST	0.00	1,804.07	1,804.07	0.00
437	SOUTHWEST FIRE PRO DIST	0.00	2,859.85	2,859.85	0.00
438	TRI-CO FIRE PRO-CO TAX	0.00	193.52	193.52	0.00
451	GOOD SHEPERD NURSING HOME	0.00	3,004.34	3,004.34	0.00
452	SCHOOL FINES	45,466.93	19,206.72	475.00	64,198.65
453	SENIOR CITIZENS FUND	0.00	6,070.81	6,070.81	0.00
454	SHELTERED WORKSHOP	0.00	7,601.47	7,601.47	0.00
455	HORSESHOE BEND SP.DST.ONE	0.00	9,142.26	9,142.26	0.00
456	CAMDENTON SP.RD.DST.	0.00	539.97	539.97	0.00
457	OSAGE BEACH SP.RD. DIST.	0.00	1,623.14	1,623.14	0.00
461	FINANCIAL INSTUT. TAX	0.00	0.00	0.00	0.00
462	HAVA/MCVR	176.31	15.72	0.00	192.03
463	ELECTION SERVICES FUND	121,269.56	352.15	362.93	121,258.78
465	ELECTION CARES ACT	0.00	0.00	0.00	0.00
525	CAMELOT GEO BOND	1,427.54	3.99	0.00	1,431.53
601	HEALTH CARE FUND	214,402.90	283,296.03	200,044.83	297,654.10
902	PASSPORT FUND	9,116.77	722.90	258.00	9,581.67
995	TAX MAINTENACE FUND	385,412.62	13,653.96	1,250.00	397,816.58
996	HAZ-MAT FUND	0.00	0.00	0.00	0.00
997	R.R.S.P.F.	266,819.60	26,111.28	0.00	292,930.88
998	TECHNOLOGY FUND	108,006.37	2,593.49	0.00	110,599.86
999	JUVENILE SERVICES FUND	942,406.36	3,500.43	37,827.25	908,079.54
	TOTAL - ALL FUNDS	12,806,080.51	7,773,805.09	6,428,117.13	14,151,768.47

PREPARED FOR AUGUST 2026

KENDRA HICKS, CAMDEN COUNTY TREASURER

These figures accurately reflect information received by the Missouri Department of Revenue and are on file in the County Treasurer's Office. This spreadsheet is unaudited and is for inter-office use only.

	2017	2018	2019	2020	2021	2022	2023	2024	2025	2026	VARIANCE	PERCENT
JANUARY	353,750.20	304,009.34	348,814.87	350,911.71	415,928.65	424,604.22	471,971.33	494,065.93	468,501.80	498,182.99	29,681.19	6.3353%
FEBRUARY	244,495.97	255,548.46	271,993.00	271,420.79	326,248.76	382,648.23	421,945.12	503,361.13	445,863.67	461,008.09	15,144.42	3.3966%
MARCH	313,804.18	316,190.83	323,023.74	323,328.06	383,602.17	384,442.24	369,944.28	389,279.96	402,831.27	415,138.01	12,306.74	3.0551%
APRIL	262,902.61	311,468.63	283,633.46	294,506.50	302,534.52	358,636.22	434,373.35	431,359.70	379,416.57	390,554.42	11,137.85	2.9355%
MAY	230,123.69	230,707.88	246,671.11	269,829.93	357,595.86	425,267.67	413,158.92	450,109.60	425,074.62	483,514.41	58,439.79	13.7481%
JUNE	392,699.63	394,471.73	404,579.30	343,973.23	569,645.87	503,015.98	509,081.63	510,170.18	577,270.83	538,258.54	(39,012.29)	-6.7581%
JULY	464,337.09	493,546.38	452,401.52	500,826.06	547,242.30	530,406.71	544,368.89	598,313.56	539,875.79	589,937.06	50,061.27	9.2727%
AUGUST	333,125.17	340,105.56	424,297.80	462,554.40	515,052.53	697,625.29	688,461.43	711,230.11	702,490.99	783,872.68	81,381.69	11.5847%
SEPTEMBER	587,355.45	743,205.79	697,700.00	721,361.60	845,320.36	792,496.22	769,659.08	756,118.44	786,932.08			
OCTOBER	483,071.01	445,374.07	471,775.43	539,836.35	632,361.74	637,011.09	625,948.95	688,493.55	708,208.63			
NOVEMBER	314,862.01	309,136.53	331,050.16	417,866.49	428,420.94	521,420.80	598,323.19	567,855.42	592,261.17			
DECEMBER	425,923.60	408,529.86	432,576.73	432,739.64	550,095.89	566,495.34	557,170.95	527,117.12	473,942.76			
	87,226.83	0.00	0.00	0.00								
SEMI-ANNUAL INT	1,042.61	0.00	8,828.82	5,268.33	590.21	300.41	84.16		819.33	19,846.42		
TOTALS	4,494,720.05	4,552,295.06	4,697,345.94	4,934,423.09	5,874,639.80	6,224,370.42	6,404,491.28	6,627,474.70	6,503,489.51	4,180,312.62	(2,323,176.89)	-35.7220%
COMPARISON 12 MO 2025/2026		3,942,144.87									238,167.75	6.0416%

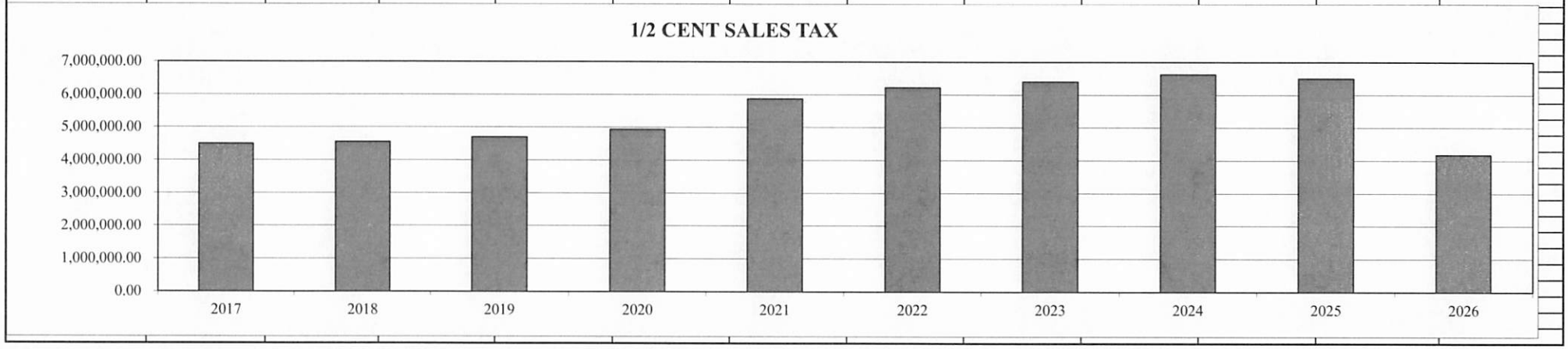

Prepared by _____

9/4/2026

PREPARED FOR AUGUST 2026
CAMDEN COUNTY TREASURER, KENDRA HICKS

These figures accurately reflect information received by the Missouri Department of Revenue and are on file in the County Treasurer's Office. This spreadsheet is unaudited and is for inter-office use only

	2017	2018	2019	2020	2021	2022	2023	2024	2025	2026	VARIANCE	PERCENT
JANUARY	353,742.85	303,962.19	348,812.35	350,872.03	415,884.46	424,578.89	471,903.87	494,062.81	468,499.49	498,183.07	29,683.58	6.3359%
FEBRUARY	244,291.68	255,522.53	271,926.74	271,403.31	326,231.88	382,629.75	421,912.65	503,356.06	445,863.94	460,613.93	14,749.99	3.3082%
MARCH	313,799.16	316,062.06	322,904.32	323,266.58	383,564.19	384,413.78	369,562.59	388,946.78	402,501.62	415,138.43	12,636.81	3.1396%
APRIL	262,900.42	311,468.71	283,662.89	294,435.22	302,412.50	358,437.81	434,367.33	431,358.16	379,416.59	390,554.47	11,137.88	2.9355%
MAY	229,950.33	230,575.11	246,596.62	269,763.70	357,506.41	425,238.60	413,123.23	449,382.26	424,879.60	483,353.75	58,474.15	13.7625%
JUNE	392,670.84	394,083.68	404,525.11	343,879.86	569,617.40	502,889.65	508,772.55	510,167.41	577,270.97	538,258.54	-39,012.43	-6.7581%
JULY	464,300.98	493,804.02	452,339.84	500,811.71	547,146.12	530,313.59	544,330.66	598,303.21	539,875.56	589,937.00	50,061.44	9.2728%
AUGUST	332,909.37	339,898.94	424,129.24	462,538.42	515,025.42	697,568.72	688,441.44	710,682.77	702,490.72	783,871.97	81,381.25	11.5847%
SEPTEMBER	587,355.26	743,164.98	697,582.07	721,253.41	845,258.26	791,595.62	769,171.61	756,104.69	786,356.50			
OCTOBER	483,042.50	445,338.55	471,702.12	539,821.53	632,305.35	636,968.39	625,925.54	688,467.69	708,208.53			
NOVEMBER	314,768.43	308,948.27	331,035.38	417,693.31	428,149.02	521,392.04	597,686.84	567,236.36	592,260.38			
DECEMBER	425,921.25	408,528.11	432,397.57	432,739.58	550,067.72	565,917.09	557,166.22	527,100.06	472,921.95			
	87,142.50	0.00										
SEMI-ANNUAL INT	1,042.35	0.00	8,827.12	5,267.29	590.14	300.35	84.14		818.95	19,840.23		
TOTALS	4,493,837.92	4,551,357.15	4,696,441.37	4,933,745.95	5,873,758.87	6,222,244.28	6,402,448.67	6,625,168.26	6,501,364.80	4,179,751.39	-2,321,613.41	-35.7096%
COMPARISON 12 MO 2025/2026		3,941,617.44									238,133.95	6.0415%

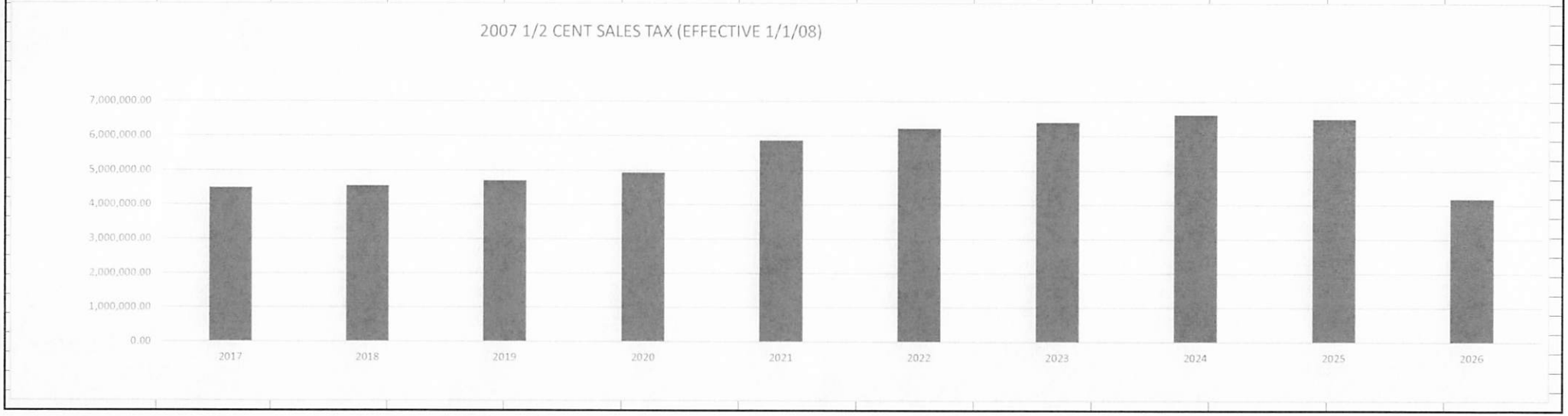

PREPARED FOR AUGUST 2026

CAMDEN COUNTY TREASURER, KENDRA HICKS

These figures accurately reflect information received by the Missouri Department of Revenue and are on file in the County Treasurer's Office. This spreadsheet is unaudited and is for inter-office use only

Since 2013

	2017	2018	2019	2020	2021	2022	2023	2024	2025	2026	VARIANCE	PERCENT
JANUARY	33,558.24	47,907.06	56,642.97	41,842.88	69,777.94	107,803.32	106,360.29	185,903.38	214,013.74	203,872.75	(10,140.99)	-4.7385%
FEBRUARY	46,320.94	89,562.97	88,978.37	49,174.72	101,315.90	97,164.35	154,920.66	314,340.07	190,501.95	310,664.27	120,162.32	63.0767%
MARCH	39,499.33	61,888.36	80,356.18	85,169.34	93,844.30	124,433.64	97,090.29	181,662.71	299,015.65	242,286.79	(56,728.86)	-18.9719%
APRIL	39,910.11	52,055.68	51,925.78	47,848.90	106,752.91	142,983.63	157,500.87	257,301.85	275,255.34	207,584.70	(67,670.64)	-24.5847%
MAY	43,328.27	52,104.32	42,864.56	99,396.28	80,562.98	111,448.05	120,831.87	211,211.70	218,996.98	258,208.20	39,211.22	17.9049%
JUNE	41,000.77	42,856.97	51,757.35	115,505.67	70,535.81	129,671.00	161,690.20	230,723.68	226,300.18	203,801.01	(22,499.17)	-9.9422%
JULY	46,011.68	72,383.60	56,284.15	90,513.24	91,991.54	123,455.54	266,039.92	190,565.12	226,771.22	319,467.04	92,695.82	40.8764%
AUGUST	52,173.08	80,264.21	65,053.46	111,390.60	99,862.90	187,561.81	389,039.08	336,889.58	319,463.74	322,592.21	3,128.47	0.9793%
SEPTEMBER	62,245.25	59,669.77	66,949.80	87,233.83	135,615.46	170,735.88	221,693.82	174,319.48	254,716.01			
OCTOBER	21,012.70	42,281.94	41,269.04	112,730.72	104,322.58	114,643.76	224,636.60	267,729.94	213,172.79			
NOVEMBER	26,598.46	56,484.19	56,253.74	135,776.30	89,584.61	119,797.40	149,308.89	220,481.92	228,626.47			
DECEMBER	37,572.98	52,346.02	78,194.82	69,737.36	123,857.84	131,862.13	233,788.93	158,109.76	180,994.44			
	43,571.38	0.00										
SEMI-ANNUAL INT	492.54	0.00	3,342.81	1,780.74	278.57	128.80	32.29		206.71	9,348.17		
TOTALS	**533,295.73**	**709,805.09**	**739,873.03**	**1,048,100.58**	**1,168,303.34**	**1,561,689.31**	**2,282,933.71**	**2,729,239.19**	**2,848,035.22**	**2,077,825.14**	(770,210.08)	-27.0436%
COMPARISON 12 MO 2025/2026		1,970,525.51									107,299.63	5.4452%

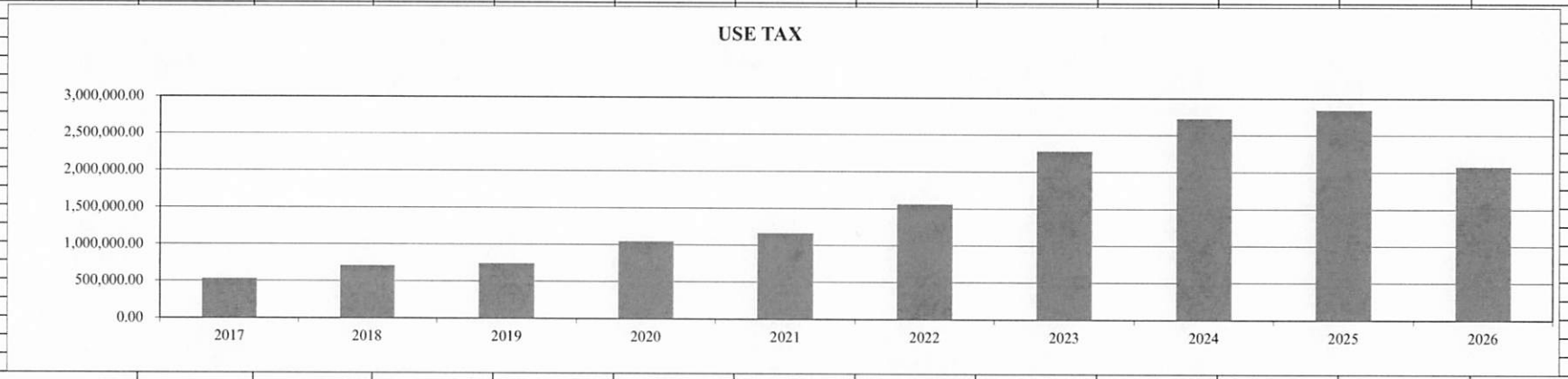

PREPARED FOR AUGUST 2026
KENDRA HICKS, CAMDEN COUNTY TREASURER

These figures accurately reflect information received by the Missouri Department of Revenue and are on file in the County Treasurer's Office. This spreadsheet is unaudited and is for inter-office use only.

In May 2025 entries were made by the Auditor's office to move monies/expenses out of fund 010 into new fund 020 - Public Safety General Goverment. Some entries were backdated to January 2025. But the Sales Tax figures were not split while receipting in the monies until June 2025 but Jan-May 25 were moved by journal entries. The split is 36% to fund 020 and 64% to fund 010.

	2025	2026	VARIANCE	PERCENT
JANUARY	0.00	89,672.94	89,672.94	100.000%
FEBRUARY	0.00	82,910.39	82,910.39	100.000%
MARCH	0.00	74,724.84	74,724.84	100.000%
APRIL	0.00	70,299.73	70,299.73	100.000%
MAY	0.00	87,003.61	87,003.61	100.000%
JUNE	103,908.77	96,886.18	-7,022.59	-6.758%
JULY	97,177.52	106,188.48	9,010.96	9.273%
AUGUST	126,448.26	141,096.99	14,648.73	11.585%
SEPTEMBER	141,543.81			
OCTOBER	127,477.44			
NOVEMBER	106,606.80			
DECEMBER	85,133.02			
SEMI-ANNUAL INT	147.45	3,571.46		
TOTALS	788,443.07	752,354.62	-36,088.45	-4.577%
COMPARISON 12 MO 2025/2026		327,682.00	424,672.62	129.599%

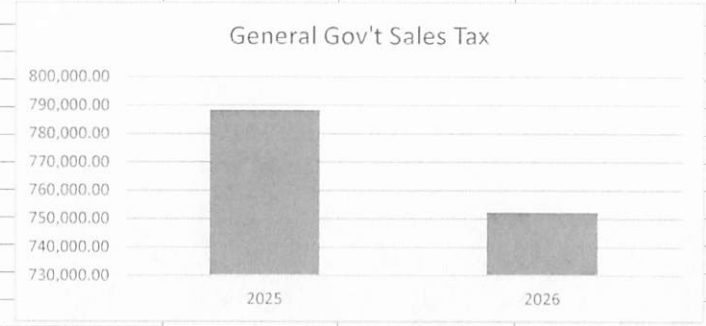

PREPARED FOR AUGUST 2026
KENDRA HICKS, CAMDEN COUNTY TREASURER

These figures accurately reflect information received by the Missouri Department of Revenue and are on file in the County Treasurer's Office. This spreadsheet is unaudited and is for inter-office use only.

In May 2025 entries were made by the Auditor's office to move monies/expenses out of fund 010 into new fund 020 - Public Safety General Goverment. Some entries were backdated to January 2025.
But the Sales Tax figures were not split while receipting in the monies until June 2025 but Jan-May25 were moved by journal entries. The slpit is fund 020 = 36% and fund 010 = 64%

	2017	2018	2019	2020	2021	2022	2023	2024	2025	2026	VARIANCE	PERCENT
JANUARY	176,880.35	152,022.22	174,406.14	175,435.92	207,970.24	212,289.62	235,951.67	247,031.12	234,248.67	159,418.55	(74,830.12)	-31.9447%
FEBRUARY	122,291.31	127,785.87	136,026.97	135,701.01	163,132.29	191,319.26	210,984.26	251,677.74	222,931.65	147,396.24	(75,535.41)	-33.8828%
MARCH	156,901.76	158,059.40	161,480.56	161,680.85	191,811.08	192,235.37	184,781.38	194,473.32	201,250.96	132,844.17	(68,406.79)	-33.9908%
APRIL	131,455.28	155,733.91	141,845.93	147,218.11	151,238.62	179,219.04	217,183.63	215,678.82	189,708.13	124,977.29	(64,730.84)	-34.1213%
MAY	115,132.28	115,310.60	123,297.55	134,895.50	178,781.15	212,647.54	206,590.47	225,206.76	212,439.23	154,673.08	(57,766.15)	-27.1918%
JUNE	196,336.86	197,129.52	202,304.96	172,030.62	284,836.80	251,444.78	254,386.26	255,083.79	184,726.69	172,242.09	(12,484.60)	-6.7584%
JULY	232,208.62	246,901.87	226,227.39	250,406.18	273,601.83	265,212.66	272,193.32	299,151.56	172,760.05	188,779.52	16,019.47	9.2727%
AUGUST	166,532.60	169,977.59	212,111.76	231,275.37	257,541.03	348,813.36	344,220.51	355,340.31	224,796.92	250,839.08	26,042.16	11.5847%
SEPTEMBER	293,678.94	371,611.09	348,833.46	360,626.54	422,628.51	396,202.93	384,614.38	378,053.07	251,633.43			
OCTOBER	241,549.85	222,681.29	235,898.06	269,910.48	316,185.33	318,484.03	312,962.34	344,234.43	226,626.57			
NOVEMBER	157,477.47	154,534.76	165,517.52	208,846.83	214,074.53	260,724.51	298,843.19	283,617.85	189,523.21			
DECEMBER	212,962.68	204,263.68	216,198.93	216,369.86	275,061.72	282,958.50	278,583.54	263,550.35	151,347.58			
	43,571.38	0										
SEMI-ANNUAL INT	521.38	0	4,414.27	2,633.96	295.08	150.18	42.07		262.14	6,349.25		
TOTALS	2,247,500.76	2,276,011.80	2,348,563.50	2,467,031.23	2,937,158.21	3,111,701.78	3,201,337.02	3,313,099.12	2,462,255.23	1,337,519.27	(850,843.89)	-25.6812%
COMPARISON 12 MO 2025/2026		1,643,124.44									(305,605.17)	-18.5990%

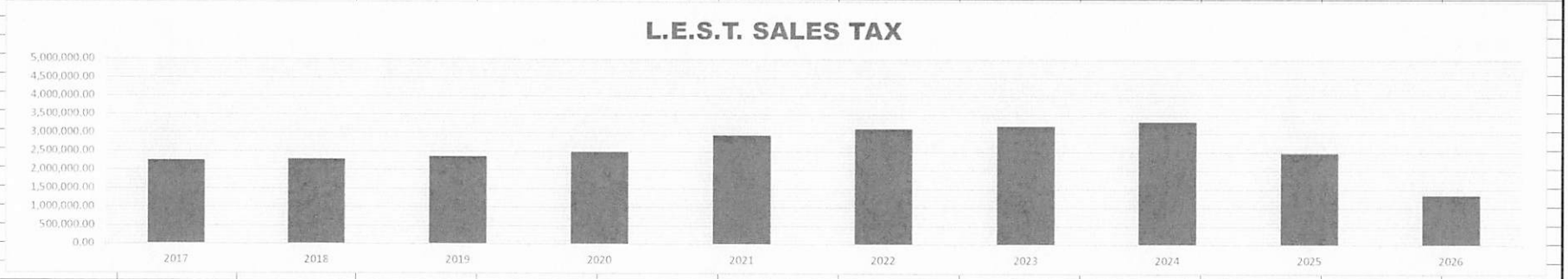

**Thru September 2007, LEST Sales Tax was 1/2 Cent. Any taxes collected for the period October 2007 and ongoing, is 1/4 Cent LEST Sales Tax

PREPARED FOR AUGUST 2026
KENDRA HICKS, CAMDEN COUNTY TREASURER

These figures accurately reflect information received by the Missouri Department of Revenue and are on file in the County Treasurer's Office. This spreadsheet is unaudited and is for inter-office use only.

SHERIFF LEST 2 QUARTER CENT SALES TAX
Effective 1/1/2022

	2022	2023	2024	2025	2026	VARIANCE	PERCENT
JANUARY	0.00	234,265.53	245,552.29	233,536.00	248,561.65	15,025.65	6.434%
FEBRUARY	36,632.50	209,903.30	250,223.59	222,740.13	230,196.92	7,456.79	3.348%
MARCH	112,560.40	183,870.95	193,201.01	200,629.89	207,765.13	7,135.24	3.556%
APRIL	158,630.30	215,115.03	214,583.09	188,287.33	194,172.36	5,885.03	3.126%
MAY	197,405.63	203,626.61	223,813.98	211,980.70	239,703.65	27,722.95	13.078%
JUNE	244,147.72	252,127.46	253,243.90	287,959.57	268,590.47	-19,369.10	-6.726%
JULY	257,855.10	268,663.14	291,433.95	268,320.05	294,269.18	25,949.13	9.671%
AUGUST	345,824.07	341,560.25	353,706.74	350,596.83	391,581.75	40,984.92	11.690%
SEPTEMBER	393,324.50	383,298.50	376,653.32	391,885.60			
OCTOBER	314,444.67	311,205.06	343,699.24	353,910.06			
NOVEMBER	256,936.63	296,832.85	282,904.43	295,645.78			
DECEMBER	281,666.81	277,562.71	263,179.06	236,461.45			
SEMI-ANNUAL INT	117.08	41.68		405.87	9,875.97		
TOTALS	2,599,545.41	3,178,073.07	3,292,194.60	3,242,359.26	2,084,717.08	(1,157,642.18)	-35.704%
COMPARISON 12 MO 2025/2026		1,964,456.37				120,260.71	6.122%

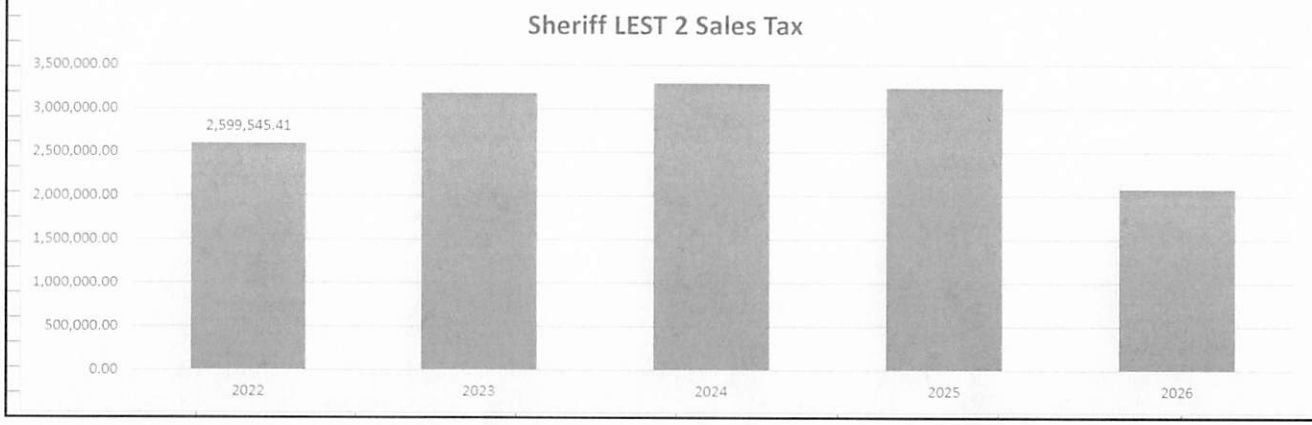

September-26						
BANKING INSTITUTION		CBOLO	CBOLO	CBOLO	OAK STAR	
TERM OF CD		90 DAYS	90 DAYS	12 MONTH	180 DAYS	
INTEREST RATE		3.50%	3.50%	3.75%	3.54%	
MATURITY DATE		10-Sep-26	29-Sep-26	17-Jun-27	12-Nov-26	
CD#						
1	COUNTY REVENUE	3,602,806.45	2,409,668.75		181,300.00	6,193,775.20
3	ASSESSMENT		733,377.45			733,377.45
120	OPIOID FUNDS			200,000.00		200,000.00
995	TAX MAINTENANCE	151,686.10				151,686.10
997	R.R.S.P.F.	220,729.43			1,608,700.00	1,829,429.43
	TOTALS	3,975,221.98	3,143,046.20	200,000.00	1,790,000.00	9,108,268.18

Camden County
2026 Budgeted Transfers

From Co. Revenue	To LEST Sheriff	2,229,000.00	
		1,000,000.00	2/9/2026
		1,229,000.00	
		500,000.00	4/23/2026
		729,000.00	
		500,000.00	5/27/2026
		229,000.00	
		229,000.00	7/28/2026
		0.00	Remaining
From LEST Sheriff	To E911	765,310.00	
		200,000.00	3/13/2026
		565,310.00	
		50,000.00	5/27/2026
		515,310.00	
		100,000.00	6/26/2026
		415,310.00	
		100,000.00	7/28/2029
		315,310.00	
		100,000.00	8/31/2026
		215,310.00	Remaining
From Co. Revenue	To Public Safety General Gov't	900,000.00	
		300,000.00	4/23/2026
		600,000.00	
		100,000.00	8/31/2026
		500,000.00	Remaining

Request the County Commission to keep security in the Courthouse

The Issue: Every day, hundreds of people, including employees, Elected Officials, and members of the public, walk through the halls of our local Courthouse. It is a bustling center of activities that directly affect our community's well being. However, the recent proposal to reduce or eliminate security measures in the Courthouse has raised significant concerns about safety and protection for everyone who enters the building.

For the people who work in the Courthouse a secure environment is not a luxury but a necessity. These individuals dedicate their time and effort to serve the public and they deserve to perform their duties without fearing for their safety.

Furthermore, citizens who visit the Courthouse for various reasons should have the assurance that they are entering a safe place. Without proper security measures, the risk of violent incidents, theft, or other unwanted activities increases significantly.

The government's primary responsibility is to safeguard its citizens, and this duty extends to those who are present in the public institutions such as the Courthouse. Retaining and enhancing security measures should be a priority to ensure the safety of everyone who steps through its doors.

We urge the County Commission to reconsider any plans to reduce security personnel or facilities. On behalf of the safety and welfare of employees, Elected Officials, and the general public, we need to keep comprehensive security measures intact.

Attached are signatures that are in support of keeping the security measures intact.

Thank you

* Especially when a specific person / office is being threatened on social media

Sandra Thomas
Constance Burr
Nicki Halderman
Donnina Ullrich
Gina Boruff
Stephanie Hier
Melanie Thompson
Janelle Welsh
Angela Sullivan
Angela Williams
Kathy Moore
Stefanie Girard
Madeline Kincaid
Maudy Burns
Kendra Hicks
Shelley Lane
Kurt Sol
Tammy Mayer
Stacy Kenny
Lisa Merlick
[illegible]
Pamela Newell

Jennie Wesley
Tammy Gillpatrick
Shara Emery
[illegible]
[illegible]