COUNTY COMMISSION RECORD, CAMDEN COUNTY, MISSOURI

Thursday 08/06/2026

The Camden County Commission met with Presiding Commissioner Ike Skelton, First District Commissioner James Gohagan and Second District Commissioner Steve Dougan.

Meeting Agenda

Commissioner Dougan made a motion to approve today's agenda. Commissioner Gohagan seconded the motion. The motion passed by vote: Commissioner Dougan (aye) and Commissioner Gohagan (aye). Session opened at 10:00 A.M.

Prior Minutes

Commissioner Dougan made a motion to approve the previous meeting minutes of July 30, 2026. Commissioner Gohagan amended the minutes to include a statement regarding the county's engineer recommending pavement of Old Shawnee Bend Road. Commissioner Dougan supported the amendment. Commissioner Gohagan seconded the motion to approve the finalized minutes. The motion passed by vote: Commissioner Dougan (aye) and Commissioner Gohagan (aye).

New Business

Library Board Reappointment- Jaylon Menard— Jaylon Menard is not present for today's meeting; however, Commissioner Gohagan made a motion to reappoint Mr. Menard to the Camden County Library Board. Commissioner Dougan seconded the motion. The motion passed by vote: Commissioner Gohagan (aye) and Commissioner Dougan (aye).

August 6, 2026

Jaylon Menard
[redacted]

RE: Camden County Library Board

Dear Jaylon,

The Camden County Commission appreciates your willingness to be reappointed to the Library Board and commends your ongoing commitment to our community. Therefore, the Camden County Commission has reappointed you to fulfill a four-year term which will expire July 31, 2030.

You must be sworn in at the Camden County Clerk's Office before performing board duties. Their office hours are 8:30 A.M. to 4:30 P.M. Monday through Friday. The Camden County Clerk's Office is in the Administration Building (old courthouse) on the second floor.

We thank you for your time and dedication to this board.

Sincerely,

Ike Skelton	James Gohagan	Steve Dougan
Presiding Commissioner	1st District Commissioner	2nd District Commissioner

Board of Adjustments Board Reappointment- Dave Schlenfort—Dave Schlenfort is present for today's meeting and expresses desire to be reappointed. Commissioner Dougan made a motion to reappoint Mr. Schlenfort to the Camden County Board of Adjustments Board. Commissioner Gohagan seconded the motion. The motion passed by vote: Commissioner Dougan (aye) and Commissioner Gohagan (aye).

August 6, 2026

David Schlenfort
[redacted]

RE: Camden County Planning and Zoning Board of Adjustments (BOA)

Dear David,

The Camden County Commission appreciates your willingness to be reappointed to the Board of Adjustments and commends your ongoing commitment to our community. Therefore, the Camden County Commission has reappointed you to fulfill a four-year term which will expire July 31, 2030.

You must be sworn in at the Camden County Clerk's Office before performing board duties. Their office hours are 8:30 A.M. to 4:30 P.M. Monday through Friday. The Camden County Clerk's Office is in the Administration Building (old courthouse) on the second floor.

We thank you for your time and dedication to this board.

Sincerely,

Ike Skelton	James Gohagan	Steve Dougan
Presiding Commissioner	1st District Commissioner	2nd District Commissioner

EMA Budget Amendment-$4,300—Commissioner Gohagan made a motion to approve this budget amendment. Commissioner Dougan seconded the motion. The motion passed by vote: Commissioner Gohagan (aye) and Commissioner Dougan (aye).

Jimmy Laughlin
CAMDEN COUNTY AUDITOR

1 Court Circle, Suite #7
Camdenton, MO 65020
(573) 346-4440 Ext. 1341

08/06/2026

Request for Amendment of the 2026 Budget:

					"EMA"		
"County Revenue"							
Increase	Revenue	Line	Misc		001-024-49999.000		$4,300.00
						total	$4,300.00
Increase	Expense	Line	Equipment		001-024-52200.000		$4,300.00
						total	$4,300.00

This Budget Amendment is for the sale of a vehicle.

Purchasing Dept. Budget Amendment- $55.30— Commissioner Dougan made a motion to approve this budget amendment. Commissioner Gohagan seconded the motion. The motion passed by vote: Commissioner Dougan (aye) and Commissioner Gohagan (aye).

Jimmy Laughlin
CAMDEN COUNTY AUDITOR

1 Court Circle Suite #7
Camdenton, MO 65020
(573) 346-4440 Ext. 1341

08/06/2026

Request for Amendment of the 2026 Budget:

"Purchasing"

"Purchasing"

Increase	Revenue Line	Misc	001-010-49999.000	$55.30	
				$55.30	
Increase	Expense Line	Central Supply	001-010-52050.000	$55.30	
				$55.30	

This Budget Amendment is for a reimbursement received.

Sheriff- Budget Amendment- $1,068.34—A donation totaling $10,000 was made by the Osage Nation. The Sheriff's Department split the donation into two areas of their budget. This budget amendment is the remainder of what was left after reimbursing another line item for the cost of new E-911 equipment. Commissioner Dougan made a motion to approve this budget amendment. Commissioner Gohagan seconded the motion. The motion passed by vote: Commissioner Dougan (aye) and Commissioner Gohagan (aye).

Jimmy Laughlin
CAMDEN COUNTY AUDITOR

1 Court Circle, Suite #7
Camdenton, MO 65020
(573) 346-4440 Ext. 1341

8/6/2026

Request for Amendment of the 2026 Budget:

"Public Safety Law Enforcement"

"PSLE"

Increase	Revenue Line	Donations	010-039-46970.000	$1,068.34	
				$1,068.34	
Increase	Expense Line	Equipment	010-039-52200.000	$1,068.34	
				$1,068.34	

This Budget Amendment is for a donation received.

Sheriff- Budget Amendment- $8,931.66—A donation totaling $10,000 was made by the Osage Nation. The Sheriff's Department split the donation into two areas of their budget. This budget amendment reimburses their E-911 budget for the cost of new equipment. Commissioner Dougan made a motion to approve this budget amendment. Commissioner Gohagan seconded the motion. The motion passed by vote: Commissioner Dougan (aye) and Commissioner Gohagan (aye).

Jimmy Laughlin
CAMDEN COUNTY AUDITOR

1 Court Circle, Suite #7
Camdenton, MO 65020
(573) 346-4440 Ext. 1341

8/6/2026

Request for Amendment of the 2026 Budget:

"Public Safety Law Enforcement/E911"

"PSLE/E911"

Increase	**Revenue**	**Line**	**Donations**	**010-039-46970.000**	**$8,931.66**
					$8,931.66
Increase	**Expense**	**Line**	**E911 Equipment**	**017-047-52200.000**	**$8,931.66**
					$8,931.66

This Budget Amendment is for a donation received for E911 chairs.

ESRI Agreement- GIS Technology—Commissioner Skelton moved to approve the three-year agreement with ESRI for GIS technology for Camden County. Commissioner Gohagan seconded. The motion passed by vote: Commissioner Skelton (aye) and Commissioner Gohagan (aye).

Bid Opening- Sale of Assessor Office Vehicle—Two bids were received to purchase a 2016 Jeep Patriot from the Camden County Assessor's Office. One bid was $502.31, and the second bid opened was $575.00. Chief Deputy Assessor Byron Willis requests the commission table the acceptance of a bid. Commissioner Skelton motioned to table this item for one week from today (Thursday, August 13,

2026). Commissioner Dougan seconded the motion. The motion passed by vote: Commissioner Skelton (aye) and Commissioner Dougan (aye).

Ordinance 08-28-25- Traffic Control Signage on Willow Creek Road—After further review of state statutes, the commission and county counselor came to the decision that an ordinance for each change to a county road is not needed. Records kept in official commission meeting minutes are sufficient. This ordinance was not adopted. No motions were made.

July 2026 Budget/Revenue Update—Kendra Hicks is present with county revenue information. **See July 2026's revenue information following the adjournment.** No motions were made.

Commissioner Skelton opened the floor to public comments. Nathan Rinne takes the floor to question Commissioner Dougan about his use of his "2nd District Camden County" official Facebook page; claiming he campaigned and bashed ½ the voters in Camden County on this Facebook page. He questioned whether Dougan paid Camden County back the $15,000 spent on the investigation into his conduct earlier in 2026. He ended his public comment by telling Commissioner Dougan to "shove it".

Adjourn: With no further official business on the agenda, Commissioner Gohagan made a motion to adjourn to any unofficial business that may develop during the day. Commissioner Dougan seconded the motion. The motion passed by vote: Commissioner Gohagan (aye) and Commissioner Dougan (aye). Session closed at 10:22 A.M.

Ordered that the Commission adjourn until further notice.

Ike Skelton, Presiding Commissioner

Jordan Stanton, Admin. Assistant

Camden County
2026 Budgeted Transfers

From Co. Revenue	To LEST Sheriff	2,229,000.00	
		1,000,000.00	2/9/2026
		1,229,000.00	
		500,000.00	4/23/2026
		729,000.00	
		500,000.00	5/27/2026
		229,000.00	Remaining
		229,000.00	7/28/2026
		0.00	

From LEST Sheriff	To E911	765,310.00	
		200,000.00	3/13/2026
		565,310.00	
		50,000.00	5/27/2026
		515,310.00	
		100,000.00	6/26/2026
		415,310.00	
		100,000.00	7/28/2029
		315,310.00	

From Co. Revenue	To Public Safety		
	General Gov't	900,000.00	
		300,000.00	4/23/2026
		600,000.00	Remaining

CASH SUMMARY BY FUND FOR CAMDEN COUNTY MO
FROM 07/01/2026 TO 07/31/2026
FUND: ALL FUNDS
CASH ACCOUNTS

Fund	Description	Beginning Balance 07/01/2026	Total Debits	Total Credits	Ending Balance 07/31/2026
001	COUNTY REVENUE	828,715.44	1,704,913.01	1,956,878.25	576,750.20
002	SPECIAL ROAD AND BRIDGE	2,093,201.33	1,287,350.54	933,484.22	2,447,067.65
003	ASSESSMENT	1,231,941.43	17,734.58	107,172.41	1,142,503.60
007	TAX SALES SURPLUS	848,253.11	2,048.57	218,387.14	631,914.54
010	PUBLIC SAFETY LAW ENFORCEMENT	375,414.51	1,100,547.34	899,329.60	576,632.25
012	FIRING RANGE	937.14	0.00	193.20	743.94
013	INMATE PRIS.DET.SEC.FD.	367,635.62	1,729.57	0.00	369,365.19
014	SHERIFF'S REVOLVING FUND	51,875.36	4,874.73	1,295.00	55,455.09
015	L.E.T.F.	14,786.03	316.78	0.00	15,102.81
016	SHERIFF'S FEE FUND	8,261.07	1,373.30	4,269.20	5,365.17
017	E-911	52,814.10	130,548.81	103,103.01	80,259.90
020	PUBLIC SAFETY GENERAL GOVERNMENT	261,445.52	138,358.85	277,730.38	122,073.99
021	P.A. BAD CHECKS	124,293.99	404.21	0.00	124,698.20
022	P.A.T.F.	20,093.70	428.98	0.00	20,522.68
023	P.A. SALES TAX COLLECTION	92,746.38	301.51	0.00	93,047.89
024	P.A. CONTINGENCY	0.00	887.47	887.47	0.00
025	CLERF	269,281.90	10,719.41	0.00	280,001.31
102	ASPHALT CONTRIBUTION FD.	63,632.14	0.00	0.00	63,632.14
103	ROAD DAMAGE BONDS	709,828.10	22,689.41	0.00	732,517.51
111	PAYROLL CLEARING	252,730.54	934,583.14	931,422.10	255,891.58
120	OPIOID FUNDS	518,658.77	82,963.93	3,965.93	597,656.77
150	GIS	43,053.07	140.12	0.00	43,193.19
155	TAX BOOK SYSTEM MAINTENANCE FUND	0.00	0.00	0.00	0.00
160	GRANT FUNDS	3,018.84	0.00	0.00	3,018.84
165	CARES ACT FUND/ARPA FUNDS	5,214.31	13.09	0.00	5,227.40
170	ECONOMIC ACTIVITY TAX FND	15,773.72	43,832.30	43,832.30	15,773.72
175	TCLA/CCBD	2,153,346.29	4,089.44	896,046.16	1,261,389.57
205	7-13K-KB N.I.D	0.00	0.00	0.00	0.00
300	DEBT SERVICE SERIES 2008	86,058.76	279.87	0.00	86,338.63
301	1996A DSF	23,092.00	0.00	0.00	23,092.00
302	1997A DSF	27,125.29	0.00	0.00	27,125.29
303	1997B DSF	56,175.91	0.00	0.00	56,175.91
304	1998A DSF	106,038.33	0.00	0.00	106,038.33
305	1998B DSF	3,516.76	0.00	0.00	3,516.76
306	1999B DSF	1.18	0.00	0.00	1.18
307	1999A DSF	6,951.49	0.00	0.00	6,951.49
308	2000 DSF	125,028.61	0.00	0.00	125,028.61
309	2000A DSF	62,555.39	0.00	0.00	62,555.39
310	2004 DSF	419,264.02	1,689.65	0.00	420,953.67
311	2003 DSF	43.07	0.00	0.00	43.07
312	2010 DS HVAC EQUIPMENT	0.00	0.00	0.00	0.00
313	DSF313 2014 SERIES	5,235.13	16.87	0.00	5,252.00
375	135-3 E&W NID MAINTENANCE	4,695.43	0.00	0.00	4,695.43
377	SHADOW OAKS N.I.D.	0.00	0.00	0.00	0.00
401	CAM-MO AMBULANCE DIST.#1	0.00	1,498.71	1,498.71	0.00
403	PULASKI AMBULANCE DIST	0.00	0.00	0.00	0.00
404	CAMDEN AMBULANCE	0.00	14,707.02	14,707.02	0.00
411	C.A.D.V	3,747.48	765.67	0.00	4,513.15

CASH SUMMARY BY FUND FOR CAMDEN COUNTY MO
FROM 07/01/2026 TO 07/31/2026
FUND: ALL FUNDS
CASH ACCOUNTS

Fund	Description	Beginning Balance 07/01/2026	Total Debits	Total Credits	Ending Balance 07/31/2026
412	C.E.R.F	102,811.48	107,408.63	115,425.33	94,794.78
413	CITY-LAKE OZARK	3,969.60	17.76	0.00	3,987.36
414	CITY-FOUR SEASONS	47,184.96	472.57	0.00	47,657.53
415	CITY-SUNRISE BEACH	6,338.60	71.21	0.00	6,409.81
416	CITY OF LINN CREEK	1,747.39	0.24	0.00	1,747.63
417	CITY-CLIMAX SPRINGS	0.00	0.00	0.00	0.00
419	CITY-CAMDENTON	17,490.75	168.92	0.00	17,659.67
420	CITY-STOUTLAND	227.68	5.59	0.00	233.27
421	CITY-RICHLAND	314.02	0.00	0.00	314.02
422	CITY-OSAGE BEACH	85,986.32	699.12	0.00	86,685.44
431	LAKE OZARK FIRE PRO. DIST	0.00	24,112.93	24,112.93	0.00
432	OSAGE BEACH FIRE PRO DIST	0.00	14,760.22	14,760.22	0.00
433	SUNRISE BEACH FIRE PRO DS	0.00	20,717.46	20,717.46	0.00
434	MID-COUNTY FIRE PRO DIST	0.00	18,333.81	18,333.81	0.00
435	GRAVOIS FIRE PRO DIST.	0.00	3,085.09	3,085.09	0.00
436	NORTHWEST FIRE PRO DIST	0.00	5,279.96	5,279.96	0.00
437	SOUTHWEST FIRE PRO DIST	0.00	1,818.62	1,818.62	0.00
438	TRI-CO FIRE PRO-CO TAX	0.00	505.07	505.07	0.00
451	GOOD SHEPERD NURSING HOME	0.00	3,674.39	3,674.39	0.00
452	SCHOOL FINES	27,326.61	18,640.32	500.00	45,466.93
453	SENIOR CITIZENS FUND	0.00	6,030.75	6,030.75	0.00
454	SHELTERED WORKSHOP	0.00	7,551.82	7,551.82	0.00
455	HORSESHOE BEND SP.DST.ONE	0.00	9,770.34	9,770.34	0.00
456	CAMDENTON SP.RD.DST.	0.00	438.99	438.99	0.00
457	OSAGE BEACH SP.RD. DIST.	0.00	1,643.36	1,643.36	0.00
461	FINANCIAL INSTUT. TAX	0.00	0.00	0.00	0.00
462	HAVA/MCVR	145.58	30.73	0.00	176.31
463	ELECTION SERVICES FUND	115,858.75	5,444.81	34.00	121,269.56
465	ELECTION CARES ACT	0.00	0.00	0.00	0.00
525	CAMELOT GEO BOND	1,422.77	4.77	0.00	1,427.54
601	HEALTH CARE FUND	429,830.78	204,902.40	420,330.28	214,402.90
902	PASSPORT FUND	8,551.06	694.71	129.00	9,116.77
995	TAX MAINTENACE FUND	382,120.78	13,632.84	10,341.00	385,412.62
996	HAZ-MAT FUND	0.00	0.00	0.00	0.00
997	R.R.S.P.F.	255,929.92	10,889.68	0.00	266,819.60
998	TECHNOLOGY FUND	105,774.83	2,231.54	0.00	108,006.37
999	JUVENILE SERVICES FUND	840,611.01	145,489.31	43,693.96	942,406.36
	TOTAL - ALL FUNDS	13,770,124.15	6,138,334.84	7,102,378.48	12,806,080.51

PREPARED FOR JULY 2026

KENDRA HICKS, CAMDEN COUNTY TREASURER

These figures accurately reflect information received by the Missouri Department of Revenue and are on file in the County Treasurer's Office. This spreadsheet is unaudited and is for inter-office use only.

	2017	2018	2019	2020	2021	2022	2023	2024	2025	2026	VARIANCE	PERCENT
JANUARY	353,750.20	304,009.34	348,814.87	350,911.71	415,928.65	424,604.22	471,971.33	494,065.93	468,501.80	498,182.99	29,681.19	6.3353%
FEBRUARY	244,495.97	255,548.46	271,993.00	271,420.79	326,248.76	382,648.23	421,945.12	503,361.13	445,863.67	461,008.09	15,144.42	3.3966%
MARCH	313,804.18	316,190.83	323,023.74	323,328.06	383,602.17	384,442.24	369,944.28	389,279.96	402,831.27	415,138.01	12,306.74	3.0551%
APRIL	262,902.61	311,468.63	283,633.46	294,506.50	302,534.52	358,636.22	434,373.35	431,359.70	379,416.57	390,554.42	11,137.85	2.9355%
MAY	230,123.69	230,707.88	246,671.11	269,829.93	357,595.86	425,267.67	413,158.92	450,109.60	425,074.62	483,514.41	58,439.79	13.7481%
JUNE	392,699.63	394,471.73	404,579.30	343,973.23	569,645.87	503,015.98	509,081.63	510,170.18	577,270.83	538,258.54	(39,012.29)	-6.7581%
JULY	464,337.09	493,546.38	452,401.52	500,826.06	547,242.30	530,406.71	544,368.89	598,313.56	539,875.79	589,937.06	50,061.27	9.2727%
AUGUST	333,125.17	340,105.56	424,297.80	462,554.40	515,052.53	697,625.29	688,461.43	711,230.11	702,490.99			
SEPTEMBER	587,355.45	743,205.79	697,700.00	721,361.60	845,320.36	792,496.22	769,659.08	756,118.44	786,932.08			
OCTOBER	483,071.01	445,374.07	471,775.43	539,836.35	632,361.74	637,011.09	625,948.95	688,493.55	708,208.63			
NOVEMBER	314,862.01	309,136.53	331,050.16	417,866.49	428,420.94	521,420.80	598,323.19	567,855.42	592,261.17			
DECEMBER	425,923.60	408,529.86	432,576.73	432,739.64	550,095.89	566,495.34	557,170.95	527,117.12	473,942.76			
	87,226.83	0.00	0.00	0.00								
SEMI-ANNUAL INT	1,042.61	0.00	8,828.82	5,268.33	590.21	300.41	84.16		819.33	17,515.30		
TOTALS	4,494,720.05	4,552,295.06	4,697,345.94	4,934,423.09	5,874,639.80	6,224,370.42	6,404,491.28	6,627,474.70	6,503,489.51	3,394,108.82	(3,109,380.69)	-47.8210%
COMPARISON 12 MO 2025/2026		3,239,653.88									154,454.94	4.7676%

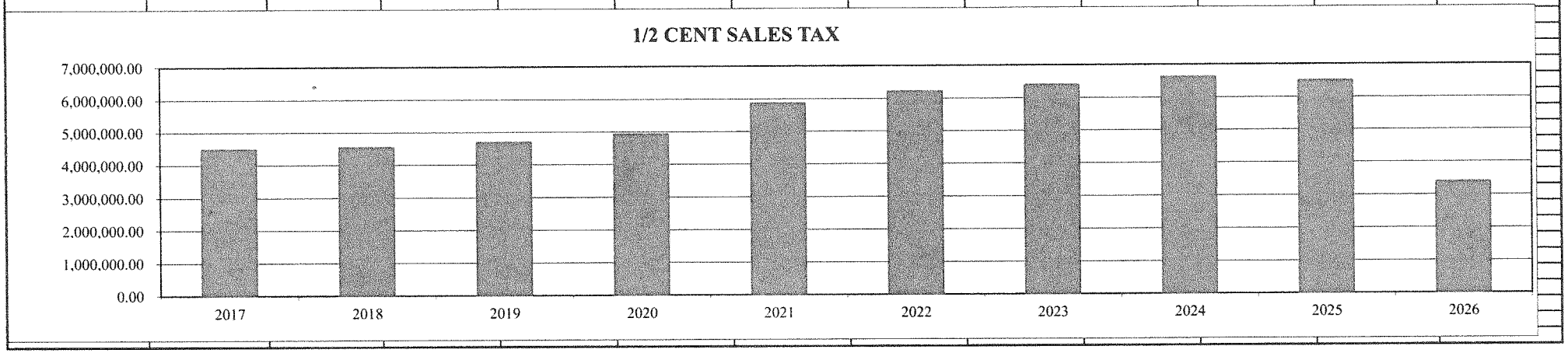

Prepared by _____

8/5/2026

PREPARED FOR JULY 2026
CAMDEN COUNTY TREASURER, KENDRA HICKS

These figures accurately reflect information received by the Missouri Department of Revenue and are on file in the County Treasurer's Office. This spreadsheet is unaudited and is for inter-office use only

	2017	2018	2019	2020	2021	2022	2023	2024	2025	2026	VARIANCE	PERCENT
JANUARY	353,742.85	303,962.19	348,812.35	350,872.03	415,884.46	424,578.89	471,903.87	494,062.81	468,499.49	498,183.07	29,683.58	6.3359%
FEBRUARY	244,291.68	255,522.53	271,926.74	271,403.31	326,231.88	382,629.75	421,912.65	503,356.06	445,863.94	460,613.93	14,749.99	3.3082%
MARCH	313,799.16	316,062.06	322,904.32	323,266.58	383,564.19	384,413.78	369,562.59	388,946.78	402,501.62	415,138.43	12,636.81	3.1396%
APRIL	262,900.42	311,468.71	283,662.89	294,435.22	302,412.50	358,437.81	434,367.33	431,358.16	379,416.59	390,554.47	11,137.88	2.9355%
MAY	229,950.33	230,575.11	246,596.62	269,763.70	357,506.41	425,238.60	413,123.23	449,382.26	424,879.60	483,353.75	58,474.15	13.7625%
JUNE	392,670.84	394,083.68	404,525.11	343,879.86	569,617.40	502,889.65	508,772.55	510,167.41	577,270.97	538,258.54	-39,012.43	-6.7581%
JULY	464,300.98	493,804.02	452,339.84	500,811.71	547,146.12	530,313.59	544,330.66	598,303.21	539,875.56	589,937.00	50,061.44	9.2728%
AUGUST	332,909.37	339,898.94	424,129.24	462,538.42	515,025.42	697,568.72	688,441.44	710,682.77	702,490.72			
SEPTEMBER	587,355.26	743,164.98	697,582.07	721,253.41	845,258.26	791,595.62	769,171.61	756,104.69	786,356.50			
OCTOBER	483,042.50	445,338.55	471,702.12	539,821.53	632,305.35	636,968.39	625,925.54	688,467.69	708,208.53			
NOVEMBER	314,768.43	308,948.27	331,035.38	417,693.31	428,149.02	521,392.04	597,686.84	567,236.36	592,260.38			
DECEMBER	425,921.25	408,528.11	432,397.57	432,739.58	550,067.72	565,917.09	557,166.22	527,100.06	472,921.95			
	87,142.50	0.00										
SEMI-ANNUAL INT	1,042.35	0.00	8,827.12	5,267.29	590.14	300.35	84.14		818.95	17,509.56		
TOTALS	4,493,837.92	4,551,357.15	4,696,441.37	4,933,745.95	5,873,758.87	6,222,244.28	6,402,448.67	6,625,168.26	6,501,364.80	3,393,548.75	-3,107,816.05	-47.8025%
COMPARISON 12 MO 2025/2026		3,239,126.72									154,422.03	4.7674%

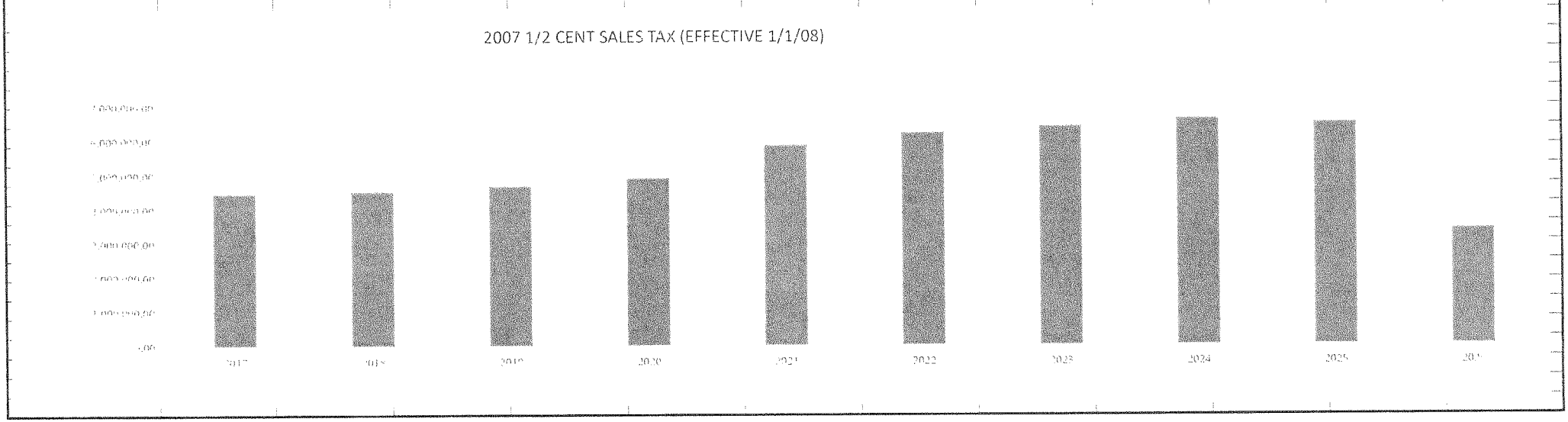

PREPARED FOR JULY 2026

CAMDEN COUNTY TREASURER, KENDRA HICKS

These figures accurately reflect information received by the Missouri Department of Revenue and are on file in the County Treasurer's Office. This spreadsheet is unaudited and is for inter-office use only

Since 2013

	2017	2018	2019	2020	2021	2022	2023	2024	2025	2026	VARIANCE	PERCENT
JANUARY	33,558.24	47,907.06	56,642.97	41,842.88	69,777.94	107,803.32	106,360.29	185,903.38	214,013.74	203,872.75	(10,140.99)	-4.7385%
FEBRUARY	46,320.94	89,562.97	88,978.37	49,174.72	101,315.90	97,164.35	154,920.66	314,340.07	190,501.95	310,664.27	120,162.32	63.0767%
MARCH	39,499.33	61,888.36	80,356.18	85,169.34	93,844.30	124,433.64	97,090.29	181,662.71	299,015.65	242,286.79	(56,728.86)	-18.9719%
APRIL	39,910.11	52,055.68	51,925.78	47,848.90	106,752.91	142,983.63	157,500.87	257,301.85	275,255.34	207,584.70	(67,670.64)	-24.5847%
MAY	43,328.27	52,104.32	42,864.56	99,396.28	80,562.98	111,448.05	120,831.87	211,211.70	218,996.98	258,208.20	39,211.22	17.9049%
JUNE	41,000.77	42,856.97	51,757.35	115,505.67	70,535.81	129,671.00	161,690.20	230,723.68	226,300.18	203,801.01	(22,499.17)	-9.9422%
JULY	46,011.68	72,383.60	56,284.15	90,513.24	91,991.54	123,455.54	266,039.92	190,565.12	226,771.22	319,467.04	92,695.82	40.8764%
AUGUST	52,173.08	80,264.21	65,053.46	111,390.60	99,862.90	187,561.81	389,039.08	336,889.58	319,463.74			
SEPTEMBER	62,245.25	59,669.77	66,949.80	87,233.83	135,615.46	170,735.88	221,693.82	174,319.48	254,716.01			
OCTOBER	21,012.70	42,281.94	41,269.04	112,730.72	104,322.58	114,643.76	224,636.60	267,729.94	213,172.79			
NOVEMBER	26,598.46	56,484.19	56,253.74	135,776.30	89,584.61	119,797.40	149,308.89	220,481.92	228,626.47			
DECEMBER	37,572.98	52,346.02	78,194.82	69,737.36	123,857.84	131,862.13	233,788.93	158,109.76	180,994.44			
	43,571.38	0.00										
SEMI-ANNUAL INT	492.54	0.00	3,342.81	1,780.74	278.57	128.80	32.29		206.71	7,933.47		
TOTALS	**533,295.73**	**709,805.09**	**739,873.03**	**1,048,100.58**	**1,168,303.34**	**1,561,689.31**	**2,282,933.71**	**2,729,239.19**	**2,848,035.22**	**1,753,818.23**	(1,094,216.99)	-38.4201%
COMPARISON 12 MO 2025/2026		1,651,061.77									102,756.46	6.2237%

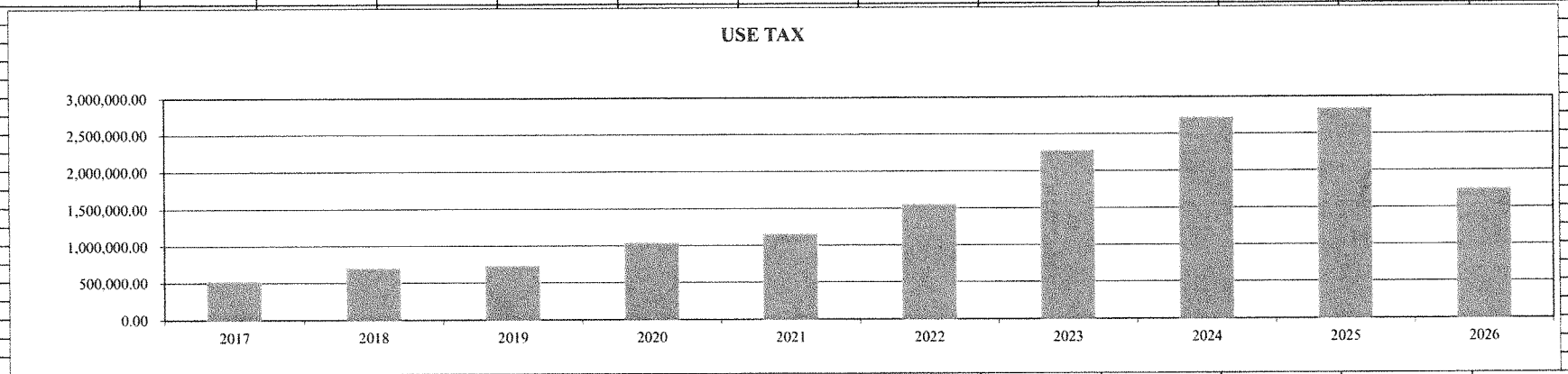

PREPARED FOR JULY 2026
KENDRA HICKS, CAMDEN COUNTY TREASURER

These figures accurately reflect information received by the Missouri Department of Revenue and are on file in the County Treasurer's Office. This spreadsheet is unaudited and is for inter-office use only.

In May 2025 entries were made by the Auditor's office to move monies/expenses out of fund 010 into new fund 020 - Public Safety General Goverment. Some entries were backdated to January 2025. But the Sales Tax figures were not split while receipting in the monies until June 2025 but Jan-May 25 were moved by journal entries. The split is 36% to fund 020 and 64% to fund 010.

	2025	2026	VARIANCE	PERCENT
JANUARY	0.00	89,672.94	89,672.94	100.000%
FEBRUARY	0.00	82,910.39	82,910.39	100.000%
MARCH	0.00	74,724.84	74,724.84	100.000%
APRIL	0.00	70,299.73	70,299.73	100.000%
MAY	0.00	87,003.61	87,003.61	100.000%
JUNE	103,908.77	96,886.18	-7,022.59	-6.758%
JULY	97,177.52	106,188.48	9,010.96	9.273%
AUGUST	126,448.26			
SEPTEMBER	141,543.81			
OCTOBER	127,477.44			
NOVEMBER	106,606.80			
DECEMBER	85,133.02			
SEMI-ANNUAL INT	147.45	3,151.94		
TOTALS	104,056.22	610,838.11	506,781.89	487.027%
COMPARISON 12 MO 2025/2026		201,233.74	409,604.37	203.547%



PREPARED FOR JULY 2026
KENDRA HICKS, CAMDEN COUNTY TREASURER

These figures accurately reflect information received by the Missouri Department of Revenue and are on file in the County Treasurer's Office. This spreadsheet is unaudited and is for inter-office use only.

In May 2025 entries were made by the Auditor's office to move monies/expenses out of fund 010 into new fund 020 - Public Safety General Goverment. Some entries were backdated to January 2025.
But the Sales Tax figures were not split while receipting in the monies until June 2025 but Jan-May25 were moved by journal entries. The slpit is fund 020 = 36% and fund 010 = 64%

	2017	2018	2019	2020	2021	2022	2023	2024	2025	2026	VARIANCE	PERCENT
JANUARY	176,880.35	152,022.22	174,406.14	175,435.92	207,970.24	212,289.62	235,951.67	247,031.12	234,248.67	159,418.55	(74,830.12)	-31.9447%
FEBRUARY	122,291.31	127,785.87	136,026.97	135,701.01	163,132.29	191,319.26	210,984.26	251,677.74	222,931.65	147,396.24	(75,535.41)	-33.8828%
MARCH	156,901.76	158,059.40	161,480.56	161,680.85	191,811.08	192,235.37	184,781.38	194,473.32	201,250.96	132,844.17	(68,406.79)	-33.9908%
APRIL	131,455.28	155,733.91	141,845.93	147,218.11	151,238.62	179,219.04	217,183.63	215,678.82	189,708.13	124,977.29	(64,730.84)	-34.1213%
MAY	115,132.28	115,310.60	123,297.55	134,895.50	178,781.15	212,647.54	206,590.47	225,206.76	212,439.23	154,673.08	(57,766.15)	-27.1918%
JUNE	196,336.86	197,129.52	202,304.96	172,030.62	284,836.80	251,444.78	254,386.26	255,083.79	184,726.69	172,242.09	(12,484.60)	-6.7584%
JULY	232,208.62	246,901.87	226,227.39	250,406.18	273,601.83	265,212.66	272,193.32	299,151.56	172,760.05	188,779.52	16,019.47	9.2727%
AUGUST	166,532.60	169,977.59	212,111.76	231,275.37	257,541.03	348,813.36	344,220.51	355,340.31	224,796.92			
SEPTEMBER	293,678.94	371,611.09	348,833.46	360,626.54	422,628.51	396,202.93	384,614.38	378,053.07	251,633.43			
OCTOBER	241,549.85	222,681.29	235,898.06	269,910.48	316,185.33	318,484.03	312,962.34	344,234.43	226,626.57			
NOVEMBER	157,477.47	154,534.76	165,517.52	208,846.83	214,074.53	260,724.51	298,843.19	283,617.85	189,523.21			
DECEMBER	212,962.68	204,263.68	216,198.93	216,369.86	275,061.72	282,958.50	278,583.54	263,550.35	151,347.58			
	43,571.38	0										
SEMI-ANNUAL INT	521.38	0	4,414.27	2,633.96	295.08	150.18	42.07		262.14	5,603.43		
TOTALS	2,247,500.76	2,276,011.80	2,348,563.50	2,467,031.23	2,937,158.21	3,111,701.78	3,201,337.02	3,313,099.12	2,462,255.23	1,085,934.37	(850,843.89)	-25.6812%
COMPARISON 12 MO 2025/2026		1,418,327.52									(332,393.15)	-23.4356%



**Thru September 2007, LEST Sales Tax was 1/2 Cent. Any taxes collected for the period October 2007 and ongoing, is 1/4 Cent LEST Sales Tax

PREPARED FOR JULY 2026
KENDRA HICKS, CAMDEN COUNTY TREASURER

These figures accurately reflect information received by the Missouri Department of Revenue and are on file in the County Treasurer's Office. This spreadsheet is unaudited and is for inter-office use only.

SHERIFF LEST 2 QUARTER CENT SALES TAX
Effective 1/1/2022

	2022	2023	2024	2025	2026	VARIANCE	PERCENT
JANUARY	0.00	234,265.53	245,552.29	233,536.00	248,561.65	15,025.65	6.434%
FEBRUARY	36,632.50	209,903.30	250,223.59	222,740.13	230,196.92	7,456.79	3.348%
MARCH	112,560.40	183,870.95	193,201.01	200,629.89	207,765.13	7,135.24	3.556%
APRIL	158,630.30	215,115.03	214,583.09	188,287.33	194,172.36	5,885.03	3.126%
MAY	197,405.63	203,626.61	223,813.98	211,980.70	239,703.65	27,722.95	13.078%
JUNE	244,147.72	252,127.46	253,243.90	287,959.57	268,590.47	-19,369.10	-6.726%
JULY	257,855.10	268,663.14	291,433.95	268,320.05	294,269.18	25,949.13	9.671%
AUGUST	345,824.07	341,560.25	353,706.74	350,596.83			
SEPTEMBER	393,324.50	383,298.50	376,653.32	391,885.60			
OCTOBER	314,444.67	311,205.06	343,699.24	353,910.06			
NOVEMBER	256,936.63	296,832.85	282,904.43	295,645.78			
DECEMBER	281,666.81	277,562.71	263,179.06	236,461.45			
SEMI-ANNUAL INT	117.08	41.68		405.87	8,714.06		
TOTALS	2,599,545.41	3,178,073.07	3,292,194.60	3,242,359.26	1,691,973.42	(1,550,385.84)	-47.817%
COMPARISON 12 MO 2025/2026		1,613,859.54				78,113.88	4.840%

